BIRCHMEIER

SMART UND SWISS SEIT 1876

Art.Nr. 12052501

Montageanleitung | Assembly instructions | Instructions de montage | Istruzioni di montaggio

Hüft- und Brustgurtset | Waist and chest strap set
Set de ceinture ventrale et pectorale | Set fascia a vita e pettorale

Flox 10, Iris 15, Spray-Matic 10 B

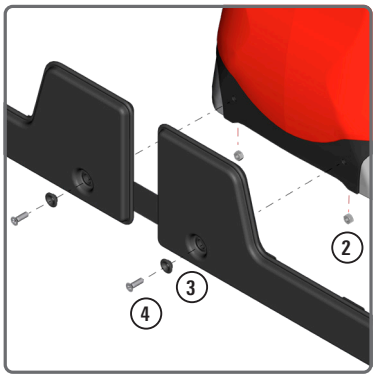

Video Umbau
Video conversion
Vidéo conversion
Video conversione

REA 15, REB 15, REC 15, RPD 15, Organic Star 15

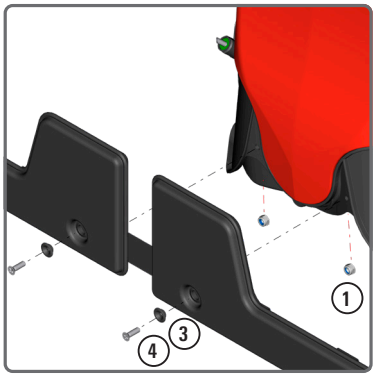

Video Umbau
Video conversion
Vidéo conversion
Video conversione

1 2 x
Sicherungsmutter M6
Locking nut M6
Écrou de blocage M6
Dado di bloccaggio M6

2 2 x
Sechskant-Mutter M6
Hexagon nut M6
Écrou hexagonal M6
Dado esagonale M6

3 2 x
Unterlagsscheibe mit Stützhülse
Washer with support sleeve
Rondelle avec manchon de support
Rondella con manicotto di supporto

4 2 x
Senkschraube mit Kreuzschlitz M6 x 20
Countersunk screw with cross recess M6 x 20
Vis à tête fraisée avec empreinte cruciforme M6 x 20
Vite a testa svasata con intaglio a croce M6 x 20

REX 15

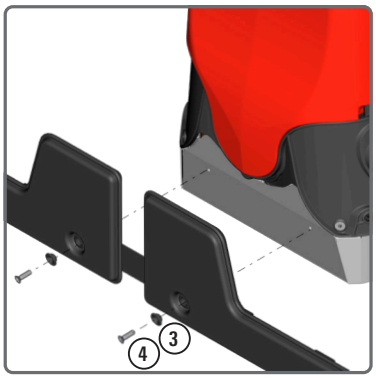

Art.Nr. 12052501

Montageanleitung | Assembly instructions | Instructions de montage | Istruzioni di montaggio

Hüft- und Brustgurtset | Waist and chest strap set
Set de ceinture ventrale et pectorale | Set fascia a vita e pettorale

AS 1200 Akku-Trageinheit
AS 1200 battery carrying unit
Support de batterie AS 1200
Unità di trasporto della batteria AS 1200

1

Polster mit Gurt
Pad with strap
Plaque dorsale rembourrée et bretelles
Pad con cinturino

2

Verschluss ausschlaufen
Unloop closure
Ouvrir le fermoir
Aprire la fibbia

Video Umbau
Video conversion
Vidéo conversion
Video conversione

3

Gurt am Polster ausschlaufen
Unloop strap at pad
Détacher les bretelles de la plaque dorsale
Sganciare la cintura sul pad

4



Trageinheit Gurt (A) entfernen
Remove carrying unit strap (A)
Retirer les bretelles du support (A)
Rimuovere la cintura dell'unità di trasporto (A)

5



Polster mit Gurt und Trageinheit verschlaufen
Reloop pad with strap and carrying unit
Boucler les bretelles sur la plaque dorsale et sur le support de batterie
Collegare il pad con la cintura e l'unità di trasporto

6

Verschluss einschlaufen
Reloop closure
Boucler le fermoir
Collegare la fibbia