

# 1125 SERIES



**COXREELS** 1125 Series hand crank and motorized hose reels have the features demanded by industry professionals. The industry preferred design features a sturdy one piece all welded "A" frame base, low profile outlet riser and open drum slot design provides a non-crimping, flat smooth hose wrap.

### SWIVEL

- External fluid path with machined from solid brass 90° full-flow NPT swivel inlet (Nickel plated steel swivel on 1" models)
- Swivel Seals: NITRILE (AFLAS on 1" models)

### DESIGN & STRUCTURE

- All welded steel "A" frame construction for superior reel structure
- Exclusive low profile outlet riser & open drum slot design for flat smooth hose wrap
- Permanently lubricated self-aligning pillow block bearings for trouble-free & smooth rotation
- Adjustable tension brake to prevent "free-wheeling" during operation
- Long-handled locking pin to secure reel from rotation during transport or storage

### RETRACTION

- Reliable direct gear drive providing quiet & smooth retraction - No chain
- See Motor Options Chart below

### SIGNATURE FEATURES

- Professional grade heavy duty steel construction
- Durable proprietary CPC™ powder coat finish
- CNC robotically spun and ribbed discs with rolled edges provide strength, safety, and durability
- Industry leading 2 year manufacturer's limited warranty
- Made in the U.S.A. – Sold & Supported Worldwide

### POSSIBLE FIELDS OF APPLICATION

- Industrial Plant & Ground Maintenance
- Fire Suppression
- Farming
- Construction Sites
- Landscaping
- Pest & Weed Control
- Golf Course Maintenance
- Air Compressor
- Washdown
- High-Flow Watering
- Hydro Seeding
- Pressure Washing
- Agricultural Spraying
- Chemical Fluid Transfer

MODELS

ACCESSORIES

APPLICATION SHOTS

VIDEOS

## TECHNICAL DOCUMENTS

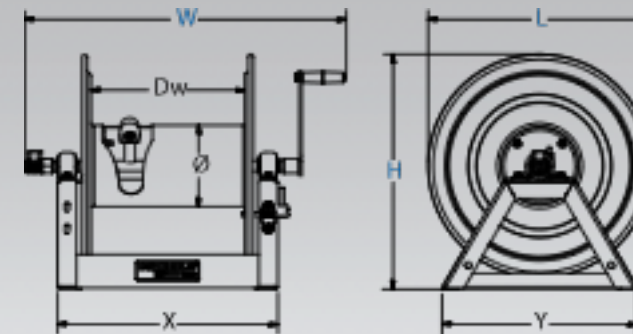
- Product manual - [DOWNLOAD](#)
- Exploded drawings - [DOWNLOAD](#)

## MOTOR TYPE FILTER

Choose a motor type to filter your results below









































- 











































[RESET SELECTION](#)











Click "Add to Quote" to view compatible accessories

REEL			CAPACITY			OPT. CAPACITY			PSI	SIZE INDEX			Overall Dimensions	Add to Quote
MODEL	LBS	HOSE	I.D.	O.D.	FT.	I.D.	O.D.	FT.		W	H	L		
1125-4-100-EB	62	N	1/2"	7/8"	100	3/8"	3/4"	140'	3000	19-3/4"	19-1/4"	17-5/8"	Add to Quote	
1125-4-200-EB	65	N	1/2"	7/8"	200	3/8"	3/4"	300'	3000	25-3/4"	19-1/4"	17-5/8"	Add to Quote	
1125-4-325-EB	74	N	1/2"	7/8"	325	3/8"	3/4"	450'	3000	31-3/4"	19-1/4"	17-5/8"	Add to Quote	
1125-4-450-EB	78	N	1/2"	7/8"	450	3/8"	3/4"	625'	3000	37-3/4"	19-1/4"	17-5/8"	Add to Quote	
1125-4-500-EB	84	N	1/2"	7/8"	500	3/8"	3/4"	700'	3000	41-3/4"	19-1/4"	17-5/8"	Add to Quote	
1125-5-50-EB	64	N	3/4"	1-1/4"	50	1/2"	7/8"	100'	3000	20"	19-1/4"	17-5/8"	Add to Quote	
1125-5-100-EB	68	N	3/4"	1-1/4"	100	1/2"	7/8"	200'	3000	26"	19-1/4"	17-5/8"	Add to Quote	

<b>1125-5-175-EB</b>	76	N	3/4"	1-1/4"	175	1/2"	7/8"	325'	3000	32"	19-1/4"	17-5/8"	Add to Quote 
<b>1125-5-200-EB</b>	81	N	3/4"	1-1/4"	200	1/2"	7/8"	450'	3000	38"	19-1/4"	17-5/8"	Add to Quote 
<b>1125-5-250-EB</b>	85	N	3/4"	1-1/4"	250	1/2"	7/8"	500'	3000	42"	19-1/4"	17-5/8"	Add to Quote 
<b>1125-6-35-EB</b>	76	N	1"	1-7/16"	35	3/4"	1-1/4"	50'	3000	23-7/8"	19-1/8"	17-5/8"	Add to Quote 
<b>1125-6-50-EB</b>	81	N	1"	1-7/16"	50	3/4"	1-1/4"	75'	3000	29-7/8"	19-1/8"	17-5/8"	Add to Quote 
<b>1125-6-75-EB</b>	88	N	1"	1-7/16"	75	3/4"	1-1/4"	120'	3000	36-3/8"	19-1/8"	17-5/8"	Add to Quote 
<b>1125-6-100-EB</b>	95	N	1"	1-7/16"	100	3/4"	1-1/4"	150'	3000	42-3/8"	19-1/8"	17-5/8"	Add to Quote 
<b>1125-4-100-ED</b>	62	N	1/2"	7/8"	100	3/8"	3/4"	140'	3000	19-3/4"	19-1/4"	17-5/8"	Add to Quote 
<b>1125-4-200-ED</b>	65	N	1/2"	7/8"	200	3/8"	3/4"	300'	3000	25-3/4"	19-1/4"	17-5/8"	Add to Quote 
<b>1125-4-325-ED</b>	74	N	1/2"	7/8"	325	3/8"	3/4"	450'	3000	31-3/4"	19-1/4"	17-5/8"	Add to Quote 
<b>1125-4-450-ED</b>	78	N	1/2"	7/8"	450	3/8"	3/4"	625'	3000	37-3/4"	19-1/4"	17-5/8"	Add to Quote 
<b>1125-4-500-ED</b>	84	N	1/2"	7/8"	500	3/8"	3/4"	700'	3000	41-3/4"	19-1/4"	17-5/8"	Add to Quote 
<b>1125-5-50-ED</b>	64	N	3/4"	1-1/4"	50	1/2"	7/8"	100'	3000	20"	19-1/4"	17-5/8"	Add to Quote 
<b>1125-5-100-ED</b>	68	N	3/4"	1-1/4"	100	1/2"	7/8"	200'	3000	26"	19-1/4"	17-5/8"	Add to Quote 
<b>1125-5-175-ED</b>	76	N	3/4"	1-1/4"	175	1/2"	7/8"	325'	3000	32"	19-1/4"	17-5/8"	Add to Quote 
<b>1125-5-200-ED</b>	81	N	3/4"	1-1/4"	200	1/2"	7/8"	450'	3000	38"	19-1/4"	17-5/8"	Add to Quote 
<b>1125-5-250-ED</b>	85	N	3/4"	1-1/4"	250	1/2"	7/8"	500'	3000	42"	19-1/4"	17-5/8"	Add to Quote 
<b>1125-6-35-ED</b>	76	N	1"	1-7/16"	35	3/4"	1-1/4"	50'	3000	23-7/8"	19-1/8"	17-5/8"	Add to Quote 
<b>1125-6-100-ED</b>	95	N	1"	1-7/16"	100	3/4"	1-1/4"	150'	3000	42-3/8"	19-1/8"	17-5/8"	Add to Quote 
<b>1125-4-100-A</b>	44	N	1/2"	7/8"	100	3/8"	3/4"	140'	3000	17"	19-1/4"	17-5/8"	Add to Quote 
<b>1125-4-200-A</b>	47	N	1/2"	7/8"	200	3/8"	3/4"	300'	3000	23"	19-1/4"	17-5/8"	Add to Quote 
<b>1125-4-325-A</b>	56	N	1/2"	7/8"	325	3/8"	3/4"	450'	3000	29"	19-1/4"	17-5/8"	Add to Quote 
<b>1125-4-450-A</b>	60	N	1/2"	7/8"	450	3/8"	3/4"	625'	3000	35"	19-1/4"	17-5/8"	Add to Quote 
<b>1125-4-500-A</b>	66	N	1/2"	7/8"	500	3/8"	3/4"	700'	3000	39"	19-1/4"	17-5/8"	Add to Quote 
<b>1125-5-50-A</b>	46	N	3/4"	1-1/4"	50	1/2"	7/8"	100'	3000	17-3/8"	19-1/4"	17-5/8"	Add to Quote 
<b>1125-5-100-A</b>	50	N	3/4"	1-1/4"	100	1/2"	7/8"	200'	3000	23-3/8"	19-1/4"	17-5/8"	Add to Quote 
<b>1125-5-175-A</b>	58	N	3/4"	1-1/4"	175	1/2"	7/8"	325'	3000	29-3/8"	19-1/4"	17-5/8"	Add to Quote 
<b>1125-5-200-A</b>	63	N	3/4"	1-1/4"	200	1/2"	7/8"	450'	3000	35-3/8"	19-1/4"	17-5/8"	Add to Quote 
<b>1125-5-250-A</b>	67	N	3/4"	1-1/4"	250	1/2"	7/8"	500'	3000	39-3/8"	19-1/4"	17-5/8"	Add to Quote 
<b>1125-6-35-A</b>	58	N	1"	1-7/16"	35	3/4"	1-1/4"	50'	3000	22-1/4"	19-1/8"	17-5/8"	Add to Quote 
<b>1125-6-50-A</b>	63	N	1"	1-7/16"	50	3/4"	1-1/4"	75'	3000	28-1/4"	19-1/8"	17-5/8"	Add to Quote 
<b>1125-6-75-A</b>	70	N	1"	1-7/16"	75	3/4"	1-1/4"	120'	3000	34-3/4"	19-1/8"	17-5/8"	Add to Quote 
<b>1125-6-100-A</b>	77	N	1"	1-7/16"	100	3/4"	1-1/4"	150'	3000	40-3/4"	19-1/8"	17-5/8"	Add to Quote 
<b>1125-4-100-AB</b>	44	N	1/2"	7/8"	100	3/8"	3/4"	140'	3000	17"	19-1/4"	17-5/8"	Add to Quote 
<b>1125-4-200-AB</b>	47	N	1/2"	7/8"	200	3/8"	3/4"	300'	3000	23"	19-1/4"	17-5/8"	Add to Quote 
<b>1125-4-325-AB</b>	56	N	1/2"	7/8"	325	3/8"	3/4"	450'	3000	29"	19-1/4"	17-5/8"	Add to Quote 
<b>1125-4-450-AB</b>	60	N	1/2"	7/8"	450	3/8"	3/4"	625'	3000	35"	19-1/4"	17-5/8"	Add to Quote 
<b>1125-4-500-AB</b>	66	N	1/2"	7/8"	500	3/8"	3/4"	700'	3000	39"	19-1/4"	17-5/8"	Add to Quote 
<b>1125-5-50-AB</b>	46	N	3/4"	1-1/4"	50	1/2"	7/8"	100'	3000	17-3/8"	19-1/4"	17-5/8"	Add to Quote 
<b>1125-5-100-AB</b>	50	N	3/4"	1-1/4"	100	1/2"	7/8"	200'	3000	23-3/8"	19-1/4"	17-5/8"	Add to Quote 
<b>1125-5-175-AB</b>	58	N	3/4"	1-1/4"	175	1/2"	7/8"	325'	3000	29-3/8"	19-1/4"	17-5/8"	Add to Quote
<b>1125-5-200-AB</b>	63	N	3/4"	1-1/4"	200	1/2"	7/8"	450'	3000	35-3/8"	19-1/4"	17-5/8"	Add to Quote

<b>1125-5-250-AB</b>	67	N	3/4"	1-1/4"	250	1/2"	7/8"	500'	3000	39-3/8"	19-1/4"	17-5/8"	Add to Quote 
<b>1125-6-35-AB</b>	58	N	1"	1-7/16"	35	3/4"	1-1/4"	50'	3000	22-1/4"	19-1/8"	17-5/8"	Add to Quote 
<b>1125-6-50-AB</b>	63	N	1"	1-7/16"	50	3/4"	1-1/4"	75'	3000	28-1/4"	19-1/8"	17-5/8"	Add to Quote 
<b>1125-6-75-AB</b>	70	N	1"	1-7/16"	75	3/4"	1-1/4"	120'	3000	34-3/4"	19-1/8"	17-5/8"	Add to Quote 
<b>1125-6-100-AB</b>	77	N	1"	1-7/16"	100	3/4"	1-1/4"	150'	3000	40-3/4"	19-1/8"	17-5/8"	Add to Quote 
<b>1125-4-100-E</b>	49	N	1/2"	7/8"	100	3/8"	3/4"	140'	3000	19-3/4"	19-1/4"	17-5/8"	Add to Quote 
<b>1125-4-200-E</b>	52	N	1/2"	7/8"	200	3/8"	3/4"	300'	3000	25-3/4"	19-1/4"	17-5/8"	Add to Quote 
<b>1125-4-325-E</b>	61	N	1/2"	7/8"	325	3/8"	3/4"	450'	3000	31-3/4"	19-1/4"	17-5/8"	Add to Quote 
<b>1125-4-450-E</b>	65	N	1/2"	7/8"	450	3/8"	3/4"	625'	3000	37-3/4"	19-1/4"	17-5/8"	Add to Quote 
<b>1125-4-500-E</b>	71	N	1/2"	7/8"	500	3/8"	3/4"	700'	3000	41-3/4"	19-1/4"	17-5/8"	Add to Quote 
<b>1125-5-50-E</b>	51	N	3/4"	1-1/4"	50	1/2"	7/8"	100'	3000	20"	19-1/4"	17-5/8"	Add to Quote 
<b>1125-5-100-E</b>	55	N	3/4"	1-1/4"	100	1/2"	7/8"	200'	3000	26"	19-1/4"	17-5/8"	Add to Quote 
<b>1125-5-175-E</b>	63	N	3/4"	1-1/4"	175	1/2"	7/8"	325'	3000	32"	19-1/4"	17-5/8"	Add to Quote 
<b>1125-5-200-E</b>	68	N	3/4"	1-1/4"	200	1/2"	7/8"	450'	3000	38"	19-1/4"	17-5/8"	Add to Quote 
<b>1125-5-250-E</b>	72	N	3/4"	1-1/4"	250	1/2"	7/8"	500'	3000	42"	19-1/4"	17-5/8"	Add to Quote 
<b>1125-6-35-E</b>	63	N	1"	1-7/16"	35	3/4"	1-1/4"	50'	3000	23-7/8"	19-1/8"	17-5/8"	Add to Quote 
<b>1125-6-50-E</b>	68	N	1"	1-7/16"	50	3/4"	1-1/4"	75'	3000	29-7/8"	19-1/8"	17-5/8"	Add to Quote 
<b>1125-6-75-E</b>	75	N	1"	1-7/16"	75	3/4"	1-1/4"	120'	3000	36-3/8"	19-1/8"	17-5/8"	Add to Quote 
<b>1125-6-100-E</b>	82	N	1"	1-7/16"	100	3/4"	1-1/4"	150'	3000	42-3/8"	19-1/8"	17-5/8"	Add to Quote 
<b>1125-4-100-EF</b>	49	N	1/2"	7/8"	100	3/8"	3/4"	140'	3000	19-3/4"	19-1/4"	17-5/8"	Add to Quote 
<b>1125-4-200-EF</b>	52	N	1/2"	7/8"	200	3/8"	3/4"	300'	3000	25-3/4"	19-1/4"	17-5/8"	Add to Quote 
<b>1125-4-325-EF</b>	61	N	1/2"	7/8"	325	3/8"	3/4"	450'	3000	31-3/4"	19-1/4"	17-5/8"	Add to Quote 
<b>1125-4-450-EF</b>	65	N	1/2"	7/8"	450	3/8"	3/4"	625'	3000	37-3/4"	19-1/4"	17-5/8"	Add to Quote 
<b>1125-4-500-EF</b>	71	N	1/2"	7/8"	500	3/8"	3/4"	700'	3000	41-3/4"	19-1/4"	17-5/8"	Add to Quote 
<b>1125-5-50-EF</b>	51	N	3/4"	1-1/4"	50	1/2"	7/8"	100'	3000	20"	19-1/4"	17-5/8"	Add to Quote 
<b>1125-5-100-EF</b>	55	N	3/4"	1-1/4"	100	1/2"	7/8"	200'	3000	26"	19-1/4"	17-5/8"	Add to Quote 
<b>1125-5-175-EF</b>	63	N	3/4"	1-1/4"	175	1/2"	7/8"	325'	3000	32"	19-1/4"	17-5/8"	Add to Quote 
<b>1125-5-200-EF</b>	68	N	3/4"	1-1/4"	200	1/2"	7/8"	450'	3000	38"	19-1/4"	17-5/8"	Add to Quote 
<b>1125-5-250-EF</b>	72	N	3/4"	1-1/4"	250	1/2"	7/8"	500'	3000	42"	19-1/4"	17-5/8"	Add to Quote 
<b>1125-6-35-EF</b>	63	N	1"	1-7/16"	35	3/4"	1-1/4"	50'	3000	23-7/8"	19-1/8"	17-5/8"	Add to Quote 
<b>1125-6-50-EF</b>	68	N	1"	1-7/16"	50	3/4"	1-1/4"	75'	3000	29-7/8"	19-1/8"	17-5/8"	Add to Quote 
<b>1125-6-75-EF</b>	75	N	1"	1-7/16"	75	3/4"	1-1/4"	120'	3000	36-3/8"	19-1/8"	17-5/8"	Add to Quote 
<b>1125-6-100-EF</b>	82	N	1"	1-7/16"	100	3/4"	1-1/4"	150'	3000	42-3/8"	19-1/8"	17-5/8"	Add to Quote 
<b>1125-4-100-EA</b>	62	N	1/2"	7/8"	100	3/8"	3/4"	140'	3000	19-3/4"	19-1/4"	17-5/8"	Add to Quote 
<b>1125-4-325-EA</b>	74	N	1/2"	7/8"	325	3/8"	3/4"	450'	3000	31-3/4"	19-1/4"	17-5/8"	Add to Quote 
<b>1125-4-450-EA</b>	78	N	1/2"	7/8"	450	3/8"	3/4"	625'	3000	37-3/4"	19-1/4"	17-5/8"	Add to Quote 
<b>1125-4-500-EA</b>	84	N	1/2"	7/8"	500	3/8"	3/4"	700'	3000	41-3/4"	19-1/4"	17-5/8"	Add to Quote 
<b>1125-5-50-EA</b>	64	N	3/4"	1-1/4"	50	1/2"	7/8"	100'	3000	20"	19-1/4"	17-5/8"	Add to Quote 
<b>1125-5-100-EA</b>	68	N	3/4"	1-1/4"	100	1/2"	7/8"	200'	3000	26"	19-1/4"	17-5/8"	Add to Quote 
<b>1125-5-200-EA</b>	81	N	3/4"	1-1/4"	200	1/2"	7/8"	450'	3000	38"	19-1/4"	17-5/8"	Add to Quote 
<b>1125-6-75-EA</b>	88	N	1"	1-7/16"	75	3/4"	1-1/4"	120'	3000	36-3/8"	19-1/8"	17-5/8"	Add to Quote 
<b>1125-4-200-H</b>	45	N	1/2"	7/8"	200	3/8"	3/4"	300'	3000	23"	19-1/4"	17-5/8"	Add to Quote 

<b>1125-4-325-H</b>	54	N	1/2"	7/8"	325	3/8"	3/4"	450'	3000	29"	19-1/4"	17-5/8"	Add to Quote 
<b>1125-4-450-H</b>	58	N	1"	7/8"	450	3/8"	3/4"	625'	3000	35"	19-1/4"	17-5/8"	Add to Quote 
<b>1125-4-500-H</b>	64	N	1/2"	7/8"	500	3/8"	3/4"	700'	3000	39"	19-1/4"	17-5/8"	Add to Quote 
<b>1125-5-50-H</b>	44	N	3/4"	1-1/4"	50	1/2"	7/8"	100'	3000	17-3/8"	19-1/4"	17-5/8"	Add to Quote 
<b>1125-5-175-H</b>	56	N	3/4"	1-1/4"	175	1/2"	7/8"	325'	3000	29-3/8"	19-1/4"	17-5/8"	Add to Quote 
<b>1125-5-200-H</b>	61	N	3/4"	1-1/4"	200	1/2"	7/8"	450'	3000	35-3/8"	19-1/4"	17-5/8"	Add to Quote 
<b>1125-5-250-H</b>	65	N	3/4"	1-1/4"	250	1/2"	7/8"	500'	3000	39-3/8"	19-1/4"	17-5/8"	Add to Quote 
<b>1125-6-100-H</b>	75	N	1"	1-7/16"	100	3/4"	1-1/4"	150'	3000	40-3/4"	19-1/8"	17-5/8"	Add to Quote 



### USA Made, Quality & Support

We take great pride in designing, building and supplying the world's finest reels made right here in the U.S.A.



### 2 Year Warranty

Coxreels proudly stands behind our reels as they are built to last!

#### PRODUCTS

- Spring Driven
- EZ-Coil®
- Hand Crank
- Motor Driven
- Spring Driven & EZ-Coil® Accessories
- Hand Crank & Motor Driven Accessories

#### INDUSTRIES

- NEW RELEASES
- LITERATURE
- KNOWLEDGE CENTER
- ABOUT COXREELS

#### REQUEST A QUOTE

- FIND A DISTRIBUTOR
- CONTACT US

Toll Free [800-269-7335](tel:800-269-7335)

Fax [800-229-7335](tel:800-229-7335)

Email [info@coxreels.com](mailto:info@coxreels.com)

5865 S. Ash Ave.  
Tempe, AZ 85283

Copyright © 2015 Coxreels  
[Privacy Policy](#) | [Terms & Conditions](#)

